

# Schatten Design

627 Colby Drive Waterloo Ontario Canada N2V1B4  
 519-742-3862 fax 519-742-1843 tech@schattendesign.com

## Instructions for T-2 Thumbwheel Controls

T-2 thumbwheels come supplied with 24" of 5 conductor small shielded cable, a .047 mfd capacitor, and 2 pieces of 3M VHB tape for mounting the units. There is a white score line on the back of the circuit board which when deepened sufficiently with a knife, allows the T-2 to be snapped in half and split into two separate units (fig.1).

- Notes:** 1) There is a circuit board connection between the two #1 pads.  
 2) A tone control will not work properly with a passive (non-preamped) piezo pickup.

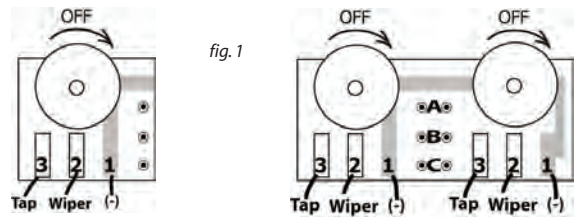
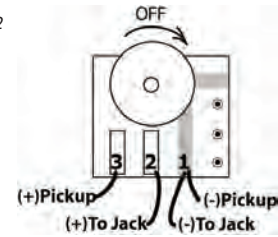


fig.1

### One Volume Control

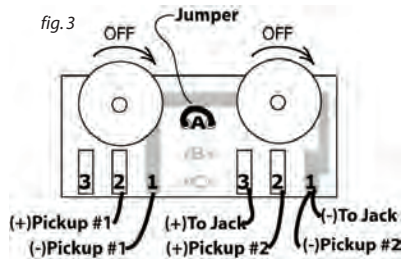
For use as a single volume control, the hot (+) signal in is soldered to lug 3, the hot (+) signal out to the jack is soldered to the wiper (lug 2), and the grounds (-) from both the pickup and the jack are soldered to lug 1 (fig.2).

fig.2



### T-2 Two Volume Controls

In most wiring situations the hot (+) signal in would be soldered to lug 3 and the hot (+) output soldered to lug 2. However, in order to allow both volume controls to operate independently, this is reversed in this application. The hot (+) signals in are moved to lugs 2 and the hot (+) signals out are moved to lugs 3. A jumper wire is soldered into the upper pair of holes labeled 'A' to allow for a mono output. (fig 3).



### T-2 One Volume, One Tone

Fig. 4 shows the wiring for utilizing a T-2 as a volume and tone. The supplied capacitor is soldered into the middle pair of holes labeled 'B'.

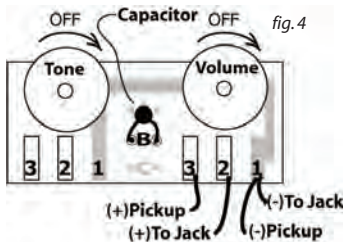


fig.4

### T-2 One Volume, One Tone

Fig. 5 shows a diagram of a T-2 with the positions of the volume and the tone thumbwheels reversed as compared to fig 4. The supplied capacitor is soldered into the lower pair of holes labeled 'C'.

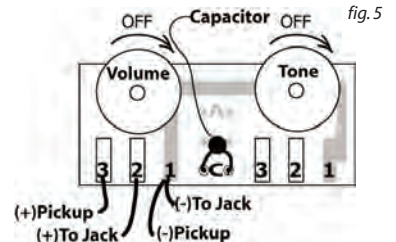
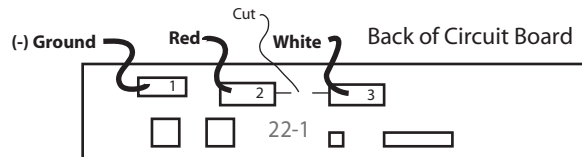
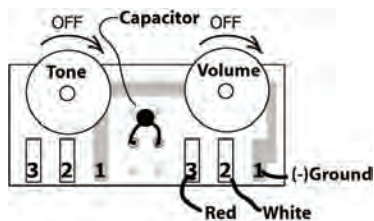


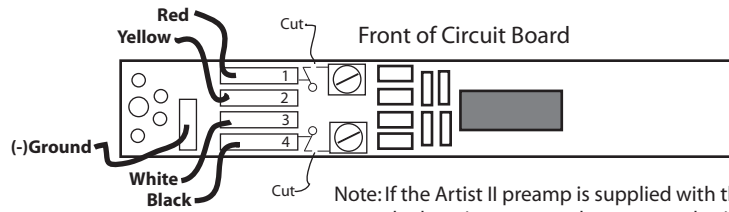
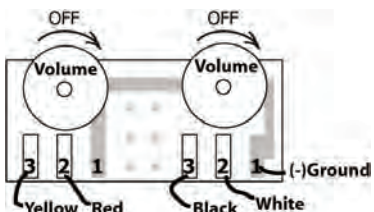
fig.5

### T-2 As Supplied With Schatten Player Preamp



Note: If the Player preamp is supplied with volume and tone thumbwheel controls, there is a trace cut between pads 2 and 3.

### T-2 As Supplied With Schatten Artist II Preamp



Note: If the Artist II preamp is supplied with thumbwheel controls, there is a trace cut between each trim pot and its' corresponding outer pad.

